




Tutorial

1. Have 10 or more jpeg files (pictures) ready to load on your desktop.
2. **Sign up** for an account with Animoto. Make sure you use your gaggles email (rllastnamefirstname@gaggles.net). **Fill In everything or it will not create your account.** Make sure to click the *terms of service* box and type in what you see in the white box as a security step. Then choose **sign up**.
3. Sign in and choose to **create a video** (these buttons are in the left corner.)



Please register with us.

email (where your videos will be sent)

password verify password

first name last name

country zip/postal code

gender ☐ M ☐ F date of birth (why do we ask?)

accept terms of service? (tick if yes) ☐

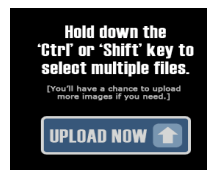
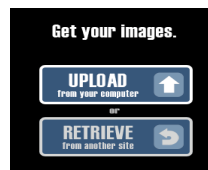
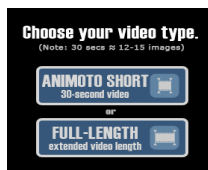
lastly, before clicking "sign up" (you may have to scroll down), please confirm that you are not a robot:

course perceive
 Type the two words:

have you a code?

sign up

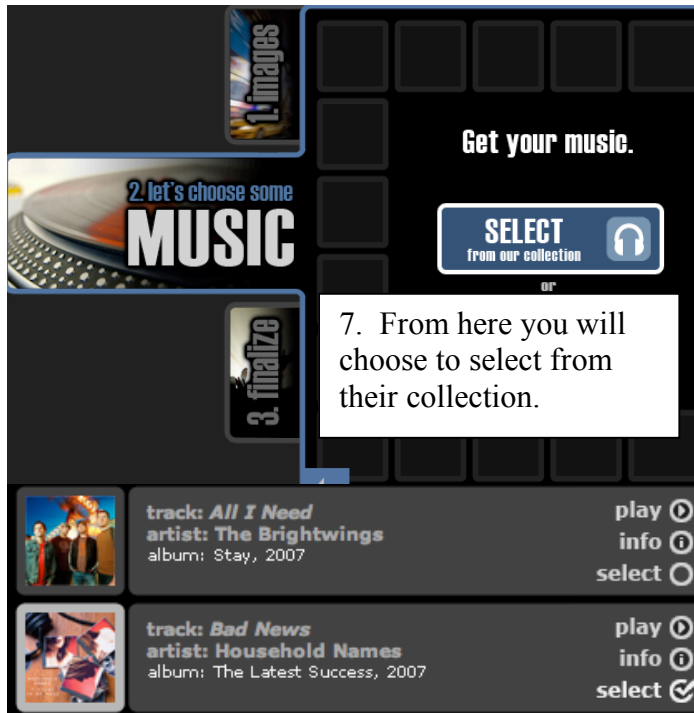
4. This is Step 1 dealing with images. The following screens will popup. Choose **Animoto short** (it's free). Choose **Upload** (not retrieve) and **Upload Now**.



5. This is where you select the jpeg files that you want from your desktop. Once they are loaded you will see them all populated to the editing area where you can rearrange them, spotlight particular pictures, delete pics and add more.



6. Choose **continue** to move to Step 2 which is choosing your music.



8. It will give you many genres of music to choose from. Browse through the music and find a song that represents the story you're telling with your pictures.

9. When you find the song you want click select as you see here to the left.



10. Now you are ready for Step 3 – finalizing your video. Fill in all the information that it asks for then click **Create Video**.



11. When this final screen appears (on the right), you know that Animoto is creating your video and you can **log out/sign out**.

Animoto will email you the link to the video when it is ready for viewing.

